

*Emmanuel*

*Letters*

*The dynamic of performance is freedom (the conductor's) discretion.*

MATTHEW (THE HOLY BIBLE, NEW INTERNATIONAL VERSION)  
 MATTHEW 1 --EXCERPTED THIS PARAGRAPH--

***The Birth of Jesus christ***

.....  
 .....

<sup>23</sup> ``The virgin will be with child and will give birth to a son, and they will call him Immanuel''-- which means, ``God with us.''

.....  
 .....

***Voice Words(S,A,T,B) "Laten"***

*First.*  
*Veni, veni Emmanuel!*  
*Captivum solve Israel!*  
*Qui gemit in exilio,*  
*Privatus Dei Filio,*  
*Gaude, gaude, Emmanuel*  
*nascetur pro te, Israel.*

*Second.*  
*Veni o Jesse virgula!*  
*Ex hostis tuos ungula,*  
*De specu tuos tartari*  
*Educ, et antro barathri.*  
*Gaude, gaude, Emmanuel*  
*nascetur pro te, Israel.*

*Third.*  
*Veni, veni o oriens!*  
*Solare nos adveniens,*  
*Noctis depelle nebulas,*  
*Dirasque noctis tenebras.*  
*Gaude, gaude, Emmanuel*  
*nascetur pro te, Israel.*

*Fourth.*  
*Veni clavis Davidica!*  
*Regna reclude coelica,*  
*Fac iter Tutum superum,*  
*Et claude vias Inferum.*  
*Gaude, gaude, Emmanuel*  
*nascetur pro te, Israel.*

*fifth.*  
*Veni, veni Adonai!*  
*Qui populo in Sinai*  
*Legem dedisti vertice,*  
*In maiestate gloriae.*  
*Gaude, gaude, Emmanuel*  
*nascetur pro te, Israel.*

# Emmanuel

*c major; c d e f g a b*

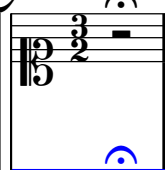
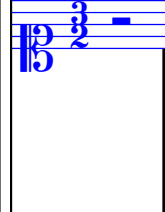

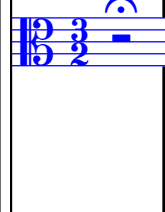




*soprano; C clef on 1st line, alto; C clef on 3rd line.*  
*bass; F clef on 4th line, tenor; C clef on 4th line.*

Yukio Yoshida

Op.101 05/15/2018

*Lentissimo*

*Instrument performance of each part is freedom and improvisation.*

soprano			
<b>Voice; sop</b>		<p><i>First.</i>    Ve - ni,    ve - ni    Em - ma - nu - el!    Cap - ti - vum sol - ve    Is - ra - el!</p> <p><i>Second.</i>    Ve - ni    o Jes - se vir - gu - la!    Ex ho - stis tu - os un - gu - la,</p> <p><i>Third.</i>    Ve - ni,    ve - ni    o o - ri - ens!</p> <p><i>Fourth.</i>    Ve - ni    cla - vis    Da - vi - di - ca!</p> <p><i>Fifth.</i>    Ve - ni,    ve - ni    A - do - na - i!</p>	<p><i>First.</i>    ti - vum sol - ve    Is - ra - el!</p> <p><i>Second.</i>    ho - stis tu - os un - gu - la,</p> <p><i>Third.</i>    So - la - re nos ad - ve - ni - ens,</p> <p><i>Fourth.</i>    Re - gna re - clu - de co - eli - ca,</p> <p><i>Fifth.</i>    Qui po - pu - lo in Si - na - i</p>
alto			
<b>Voice; alt</b>		<p><i>First.</i>    Ve - ni,    ve - ni    Em - ma - nu - el!    Cap - ti - vum sol - ve    Is - ra - el!</p> <p><i>Second.</i>    Ve - ni    o Jes - se vir - gu - la!    Ex ho - stis tu - os un - gu - la,</p> <p><i>Third.</i>    Ve - ni,    ve - ni    o o - ri - ens!</p> <p><i>Fourth.</i>    Ve - ni    cla - vis    Da - vi - di - ca!</p> <p><i>Fifth.</i>    Ve - ni,    ve - ni    A - do - na - i!</p>	<p><i>First.</i>    ti - vum sol - ve    Is - ra - el!</p> <p><i>Second.</i>    ho - stis tu - os un - gu - la,</p> <p><i>Third.</i>    So - la - re nos ad - ve - ni - ens,</p> <p><i>Fourth.</i>    Re - gna re - clu - de co - eli - ca,</p> <p><i>Fifth.</i>    Qui po - pu - lo in Si - na - i</p>
tenor			
<b>Voice; ten</b>		<p><i>First.</i>    Ve - ni,    ve - ni    Em - ma - nu - el!    Cap - ti - vum sol - ve    Is - ra - el!</p> <p><i>Second.</i>    Ve - ni    o Jes - se vir - gu - la!    Ex ho - stis tu - os un - gu - la,</p> <p><i>Third.</i>    Ve - ni,    ve - ni    o o - ri - ens!</p> <p><i>Fourth.</i>    Ve - ni    cla - vis    Da - vi - di - ca!</p> <p><i>Fifth.</i>    Ve - ni,    ve - ni    A - do - na - i!</p>	<p><i>First.</i>    ti - vum sol - ve    Is - ra - el!</p> <p><i>Second.</i>    ho - stis tu - os un - gu - la,</p> <p><i>Third.</i>    So - la - re nos ad - ve - ni - ens,</p> <p><i>Fourth.</i>    Re - gna re - clu - de co - eli - ca,</p> <p><i>Fifth.</i>    Qui po - pu - lo in Si - na - i</p>
bass			
<b>Voice; bas</b>		<p><i>First.</i>    Ve - ni,    ve - ni    Em - ma - nu - el!    Cap - ti - vum sol - ve    Is - ra - el!</p> <p><i>Second.</i>    Ve - ni    o Jes - se vir - gu - la!    Ex ho - stis tu - os un - gu - la,</p> <p><i>Third.</i>    Ve - ni,    ve - ni    o o - ri - ens!</p> <p><i>Fourth.</i>    Ve - ni    cla - vis    Da - vi - di - ca!</p> <p><i>Fifth.</i>    Ve - ni,    ve - ni    A - do - na - i!</p>	<p><i>First.</i>    ti - vum sol - ve    Is - ra - el!</p> <p><i>Second.</i>    ho - stis tu - os un - gu - la,</p> <p><i>Third.</i>    So - la - re nos ad - ve - ni - ens,</p> <p><i>Fourth.</i>    Re - gna re - clu - de co - eli - ca,</p> <p><i>Fifth.</i>    Qui po - pu - lo in Si - na - i</p>

*Instrument performance of each part is freedom and improvisation.*

3

Qui ge - mit in e - xi - li - o, Pri - va - tus De - i Fi - li - o,  
 De spe - cu tu - os tar - ta - ri E - duc, et an - tro ba - ra - thri.  
 No - ctis de - pel - le ne - bu - las, Di - ras - que no - ctis te - ne - bras.  
 Fac i - ter Tu - tum su - per - um, Et cla - ude vi - as Inf - er - um.  
 Le - gem de - di - sti ver - ti - ce, In ma - je - sta - te glo - ri - ae.

Qui ge - mit in e - xi - li - o, Pri - va - tus De - i Fi - li - o,  
 De spe - cu tu - os tar - ta - ri E - duc, et an - tro ba - ra - thri.  
 No - ctis de - pel - le ne - bu - las, Di - ras - que no - ctis te - ne - bras.  
 Fac i - ter Tu - tum su - per - um, Et cla - ude vi - as Inf - er - um.  
 Le - gem de - di - sti ver - ti - ce, In ma - je - sta - te glo - ri - ae.

Qui ge - mit in e - xi - li - o, Pri - va - tus De - i Fi - li - o,  
 De spe - cu tu - os tar - ta - ri E - duc, et an - tro ba - ra - thri.  
 No - ctis de - pel - le ne - bu - las, Di - ras - que no - ctis te - ne - bras.  
 Fac i - ter Tu - tum su - per - um, Et cla - ude vi - as Inf - er - um.  
 Le - gem de - di - sti ver - ti - ce, In ma - je - sta - te glo - ri - ae.

Qui ge - mit in e - xi - li - o, Pri - va - tus De - i Fi - li - o,  
 De spe - cu tu - os tar - ta - ri E - duc, et an - tro ba - ra - thri.  
 No - ctis de - pel - le ne - bu - las, Di - ras - que no - ctis te - ne - bras.  
 Fac i - ter Tu - tum su - per - um, Et cla - ude vi - as Inf - er - um.  
 Le - gem de - di - sti ver - ti - ce, In ma - je - sta - te glo - ri - ae.

*Instrument performance of each part is freedom and improvisation.*

5

**System 1:**

Gau - de, gau - de, Em - ma - nu - el na - sce - tur pro te, Is - ra - el.  
 Gau - de, gau - de, Em - ma - nu - el na - sce - tur pro te, Is - ra - el.  
 Gau - de, gau - de, Em - ma - nu - el na - sce - tur pro te, Is - ra - el.  
 Gau - de, gau - de, Em - ma - nu - el na - sce - tur pro te, Is - ra - el.  
 Gau - de, gau - de, Em - ma - nu - el na - sce - tur pro te, Is - ra - el.

**System 2:**

Gau - de, gau - de, Em - ma - nu - el na - sce - tur pro te, Is - ra - el.  
 Gau - de, gau - de, Em - ma - nu - el na - sce - tur pro te, Is - ra - el.  
 Gau - de, gau - de, Em - ma - nu - el na - sce - tur pro te, Is - ra - el.  
 Gau - de, gau - de, Em - ma - nu - el na - sce - tur pro te, Is - ra - el.  
 Gau - de, gau - de, Em - ma - nu - el na - sce - tur pro te, Is - ra - el.

**System 3:**

Gau - de, gau - de, Em - ma - nu - el na - sce - tur pro te, Is - ra - el.  
 Gau - de, gau - de, Em - ma - nu - el na - sce - tur pro te, Is - ra - el.  
 Gau - de, gau - de, Em - ma - nu - el na - sce - tur pro te, Is - ra - el.  
 Gau - de, gau - de, Em - ma - nu - el na - sce - tur pro te, Is - ra - el.  
 Gau - de, gau - de, Em - ma - nu - el na - sce - tur pro te, Is - ra - el.

**System 4:**

Gau - de, gau - de, Em - ma - nu - el na - sce - tur pro te, Is - ra - el.  
 Gau - de, gau - de, Em - ma - nu - el na - sce - tur pro te, Is - ra - el.  
 Gau - de, gau - de, Em - ma - nu - el na - sce - tur pro te, Is - ra - el.  
 Gau - de, gau - de, Em - ma - nu - el na - sce - tur pro te, Is - ra - el.  
 Gau - de, gau - de, Em - ma - nu - el na - sce - tur pro te, Is - ra - el.

*Instrument performance of each part is freedom and improvisation.*

7



A - - - men.

A - - - men


A - - - men

A - - - men

A - - - men

About location  (longa) and  (breve)


*Please, Breath of longa and breve do in the members alternating (But, like Don't stand out).*

At location , *Always, please look at the conductor(or baton).*


## INSTRUMENT RANGES

About; Some of Instruments; there is a difference between writing-note and real-note. for instance:

**WOODWINDS; Piccolo(in C)** -- like this --



**Bass Flute** -- like this --




---

## Stage Position; *(This arrangement--with the instrument needles column below--)*

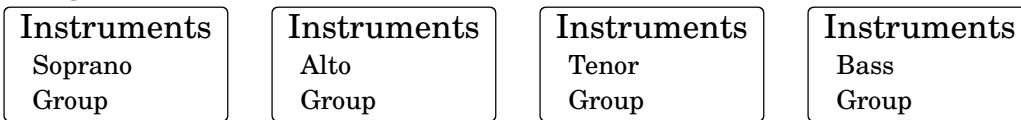
About the Chorus; *(For instsnce )*

Bass
Tenor
Alto
Soprano

*since, They must be reverse for Instrument's arrangement*

*About Position of Sololist is placed freely(on the stage)*

About Instrument arrangement; *(must be reverse for Chours's position)*



## Conductor

---

..... Audience seats .....

***If you can do it, please running on;***

As it is the lighting of the audience's Seats(Do not turn off even when the play began).    *When play began, lighting the stage (rather than the audience's) more brightly.*

*ALL*

*SOURCE*  
*CODE*

As all; See! (HTML) @menu

<https://www.sheet-poem.com/poem/html/2018/2.24.0/emmanuel/emmanuel.html>